

CERTIFICATE OF ANALYSIS

ISO/IEC 17025:2017 ACCREDITATION #103104



Order #: 47042
 Order Name: Bad Days TURM
 COA
 Batch#: 1
 Received: 01/30/2020
 Completed: 02/10/2020

Nowave
 350 Buell Rd.
 Rochester NY, 14624
 (585) 308-4200
 sales@nowave.com



Sample



| | |
|--|-------------------------------------|
| 0.017% D9-THC | 5.619% Total CBD |
| 1,616.8 mg Cannabinoids per bottle | 1,593.0 mg CBD per bottle |

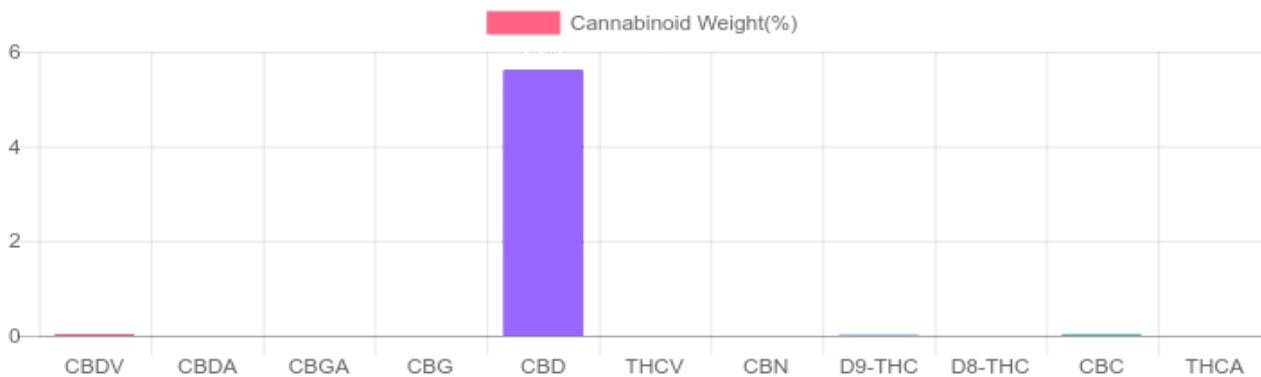
Cannabinoids Test

SHIMADZU INTEGRATED UPLC-PDA
 GSL SOP 400 **PREPARED:** 01/30/2020 16:34:56 **UPLOADED:** 01/31/2020 15:34:29

| Cannabinoids | LOQ | weight(%) | mg/g | mg/bottle |
|--------------|--------|-----------|--------|-----------|
| D9-THC | 10 PPM | 0.017% | 0.174 | 4.9 |
| THCA | 10 PPM | N/D | N/D | N/D |
| CBD | 10 PPM | 5.619% | 56.190 | 1,593.0 |
| CBDA | 20 PPM | N/D | N/D | N/D |
| CBDV | 20 PPM | 0.034% | 0.341 | 9.7 |
| CBC | 10 PPM | 0.032% | 0.324 | 9.2 |
| CBN | 10 PPM | N/D | N/D | N/D |
| CBG | 10 PPM | N/D | N/D | N/D |
| CBGA | 20 PPM | N/D | N/D | N/D |
| D8-THC | 10 PPM | N/D | N/D | N/D |
| THCV | 10 PPM | N/D | N/D | N/D |

| | | | |
|--------------------|--------|--------|---------|
| TOTAL D9-THC | 0.017% | 0.017% | 4.9 |
| TOTAL CBD* | 5.619% | 56.190 | 1,593.0 |
| TOTAL CANNABINOIDS | 5.702% | 57.029 | 1,616.8 |

1 bottle = 30 ml per bottle x density (0.945)
 x Cannabinoid concentration




Reporting Limit 10 ppm
 *Total CBD = CBD + CBDA x 0.877
 N/D - Not Detected, B/LOQ - Below Limit of Quantification

Dr. Andrew Hall, Ph.D., Chief Scientific Officer

Ben Witten, MS, MT., Lab Director

Green Scientific Labs
 info@greenscientificlabs.com
 1-833 TEST CBD



Green Scientific Labs uses its best efforts to deliver high quality results and to verify that the data contained therein are based on sound scientific judgment and levels listed are guidelines only and all data was reported based on standard laboratory procedures and deviations. However Green Scientific Labs makes no warranties or claims to that effect and further shall not be liable for any damage or misrepresentation that may result from the use or misuse of the data contained herein in any way. Further, Green Scientific Labs makes no claims regarding representations of the analyzed sample to the larger batch from which it was taken. Data and information in this report are intended solely for the individual(s) for whom samples were submitted and as part of our strict confidentiality policy, Green Scientific Labs can only discuss results with the original client of record.

CERTIFICATE OF ANALYSIS

ISO/IEC 17025:2017 ACCREDITATION #103104



Order #: 47042
 Order Name: Bad Days TURM
 COA
 Batch#: 1
 Received: 01/30/2020
 Completed: 02/10/2020

Nowave
 350 Buell Rd.
 Rochester NY, 14624
 (585) 308-4200
 sales@nowave.com



PESTICIDE ANALYSIS:

GSL SOP 401

PREPARED: 01/30/2020 16:55:46

UPLOADED: 02/03/2020 10:50:54

GCMS-MS - Shimadzu GCMS-TQ8040

| Pesticide | Action Level (ppm) | Results (ppm) | LOQ (ppm) | LOD (ppm) |
|--------------|--------------------|---------------|-----------|-----------|
| CAPTAN | 0.700 | N/D | 0.003 | 0.001 |
| CHLORDANE | 0.100 | N/D | 0.003 | 0.001 |
| CHLORFENAPYR | 0.100 | N/D | 0.003 | 0.001 |
| COUMAPHOS | 0.100 | N/D | 0.003 | 0.001 |
| CYFLUTHRIN | 2.000 | N/D | 0.003 | 0.001 |


| Pesticide | Action Level (ppm) | Results (ppm) | LOQ (ppm) | LOD (ppm) |
|-------------------------|--------------------|---------------|-----------|-----------|
| CYPERMETHRIN | 1.000 | N/D | 0.003 | 0.001 |
| FIPRONIL | 0.100 | N/D | 0.003 | 0.001 |
| FLUDIOXONIL | 0.100 | N/D | 0.003 | 0.001 |
| PARATHION-METHYL | 0.100 | N/D | 0.003 | 0.001 |
| PENTACHLORONITROBENZENE | 0.100 | N/D | 0.003 | 0.001 |


LCMS-MS - Shimadzu LCMS-8060

| Pesticide | Action Level (ppm) | Results (ppm) | LOQ (ppm) | LOD (ppm) |
|---------------------|--------------------|---------------|-----------|-----------|
| ABAMECTIN B1A | 0.100 | N/D | 0.005 | 0.001 |
| ACEPHATE | 0.100 | N/D | 0.001 | 0.001 |
| ACEQUINOCYL | 0.100 | N/D | 0.001 | 0.001 |
| ACETAMIPRID | 0.100 | N/D | 0.005 | 0.001 |
| ALDICARB | 0.100 | N/D | 0.005 | 0.001 |
| AZOXYSTROBIN | 0.100 | N/D | 0.001 | 0.001 |
| BIFENAZATE | 0.100 | N/D | 0.005 | 0.001 |
| BIFENTHRIN | 3.000 | N/D | 0.005 | 0.001 |
| BOSCALID | 0.100 | N/D | 0.005 | 0.001 |
| CARBARYL | 0.500 | N/D | 0.003 | 0.001 |
| CARBOFURAN | 0.100 | N/D | 0.001 | 0.001 |
| CHLORANTRANILIPROLE | 10.000 | N/D | 0.005 | 0.005 |
| CHLORPYRIFOS | 0.100 | 0.006 | 0.001 | 0.001 |
| CLOFENTEZINE | 0.100 | N/D | 0.001 | 0.001 |
| DAMINOZIDE | 0.100 | N/D | 0.005 | 0.001 |
| DIAZINON | 0.100 | N/D | 0.001 | 0.001 |
| DICHLORVOS | 0.100 | N/D | 0.005 | 0.001 |
| DIMETHOATE | 0.100 | N/D | 0.001 | 0.001 |
| DIMETHOMORPH | 2.000 | N/D | 0.005 | 0.001 |
| ETHOPROPHOS | 0.100 | N/D | 0.001 | 0.001 |
| ETOFENPROX | 0.100 | N/D | 0.001 | 0.001 |
| ETOXAZOLE | 0.100 | N/D | 0.010 | 0.005 |
| FENHEXAMID | 0.100 | N/D | 0.005 | 0.001 |
| FENOXYCARB | 0.100 | N/D | 0.005 | 0.001 |
| FENPYROXIMATE | 0.100 | N/D | 0.001 | 0.001 |
| FLONICAMID | 0.100 | N/D | 0.025 | 0.010 |
| HEXYTHIAZOX | 0.100 | N/D | 0.005 | 0.001 |
| IMAZALIL | 0.100 | N/D | 0.005 | 0.001 |

| Pesticide | Action Level (ppm) | Results (ppm) | LOQ (ppm) | LOD (ppm) |
|-----------------|--------------------|---------------|-----------|-----------|
| IMIDACLOPRID | 5.000 | N/D | 0.005 | 0.001 |
| KRESOXIM-METHYL | 0.100 | N/D | 0.010 | 0.005 |
| MALATHION | 0.500 | N/D | 0.005 | 0.001 |
| METALAXYL | 2.000 | N/D | 0.001 | 0.001 |
| METHIOCARB | 0.100 | N/D | 0.005 | 0.001 |
| METHOMYL | 1.000 | N/D | 0.001 | 0.001 |
| MEVINPHOS | 0.100 | N/D | 0.001 | 0.001 |
| MYCLOBUTANIL | 0.100 | N/D | 0.005 | 0.001 |
| NALED | 0.100 | N/D | 0.005 | 0.001 |
| OXAMYL | 0.500 | N/D | 0.001 | 0.001 |
| PACLOBUTRAZOL | 0.100 | N/D | 0.005 | 0.001 |
| PERMETHRINS | 0.500 | N/D | 0.005 | 0.001 |
| PHOSMET | 0.100 | N/D | 0.005 | 0.001 |
| PIPERONYL | 3.000 | N/D | 0.001 | 0.001 |
| BUTOXIDE | | | | |
| PRALLETHRIN | 0.100 | N/D | 0.005 | 0.005 |
| PROPICONAZOLE | 0.100 | N/D | 0.010 | 0.005 |
| PROPOXUR | 0.100 | N/D | 0.001 | 0.001 |
| PYRETHRINS | | | | |
| (PYRETHRIN I) | 0.500 | N/D | 0.005 | 0.005 |
| PYRIDABEN | 0.100 | N/D | 0.005 | 0.001 |
| SPINETORAM | 0.100 | N/D | 0.001 | 0.001 |
| SPINOSAD | 0.100 | N/D | 0.001 | 0.001 |
| SPIROMESIFEN | 0.100 | N/D | 0.005 | 0.001 |
| SPIROTETRAMAT | 0.100 | N/D | 0.001 | 0.001 |
| SPIROXAMINE | 0.100 | N/D | 0.001 | 0.001 |
| TEBUCONAZOLE | 0.100 | N/D | 0.005 | 0.001 |
| THIACLOPRID | 0.100 | N/D | 0.001 | 0.001 |
| THIAMETHOXAM | 5.000 | N/D | 0.001 | 0.001 |
| TRIFLOXYSTROBIN | 0.100 | N/D | 0.001 | 0.001 |

N/D = Not Detected, A/LOQ = Above LOQ Level, B/LOQ = Below LOQ Level, B/LOD = Below LOD Level


 Dr. Andrew Hall, Ph.D., Chief Scientific Officer


 Ben Witten, MS, MT., Lab Director

Green Scientific Labs
 info@greenscientificlabs.com
 1-833 TEST CBD



Green Scientific Labs uses its best efforts to deliver high quality results and to verify that the data contained therein are based on sound scientific judgment and levels listed are guidelines only and all data was reported based on standard laboratory procedures and deviations. However Green Scientific Labs makes no warranties or claims to that effect and further shall not be liable for any damage or misrepresentation that may result from the use or misuse of the data contained herein in any way. Further, Green Scientific Labs makes no claims regarding representations of the analyzed sample to the larger batch from which it was taken. Data and information in this report are intended solely for the individual(s) for whom samples were submitted and as part of our strict confidentiality policy, Green Scientific Labs can only discuss results with the original client of record.

CERTIFICATE OF ANALYSIS

ISO/IEC 17025:2017 ACCREDITATION #103104



Order #: 47042
 Order Name: Bad Days TURM
 COA
 Batch#: 1
 Received: 01/30/2020
 Completed: 02/10/2020

Nowave
 350 Buell Rd.
 Rochester NY, 14624
 (585) 308-4200
 sales@nowave.com



RESIDUAL SOLVENTS:

Headspace GCMS - Shimadzu GCMS QP2020 with HS20

GSL SOP 405

Prepared: 01/30/2020 16:43:31

Uploaded: 01/31/2020 15:19:02

| Residual Solvent | Action Level (ppm) | Results (ppm) | LOQ (ppm) | LOD (ppm) |
|-------------------|--------------------|---------------|------------|-----------|
| ACETONE | 5,000 | N/D | 140 | 20 |
| ACETONITRILE | 410 | N/D | 25 | 1 |
| BENZENE | 1 | N/D | 1 | 0.5 |
| BUTANE | 5,000 | N/D | 50 | 10 |
| CHLOROFORM | 1 | N/D | 1 | 0.5 |
| DICHLOROETHANE | 1 | N/D | 1 | 0.5 |
| DICHLOROMETHANE | 1 | N/D | 1 | 0.5 |
| ETHANOL | 5,000 | 5,541 | 140 | 20 |
| ETHYL ACETATE | 5,000 | N/D | 140 | 20 |
| ETHYL ETHER | 5,000 | N/D | 140 | 20 |
| ISOPROPYL ALCOHOL | 5,000 | N/D | 140 | 20 |
| METHANOL | 3,000 | N/D | 100 | 20 |
| N-HEPTANE | 5,000 | N/D | 140 | 20 |
| N-HEXANE | 290 | N/D | 18 | 10 |
| PENTANE | 5,000 | N/D | 140 | 20 |
| PROPANE | 5,000 | N/D | 20 | 1 |
| TOLUENE | 890 | N/D | 53 | 1 |
| TRICHLOROETHENE | 1 | N/D | 0 | 0 |
| XYLENES | 2,170 | N/D | 130 | 20 |

Dr. Andrew Hall, Ph.D., Chief Scientific Officer

Ben Witten, MS, MT., Lab Director

Green Scientific Labs
 info@greenscientificlabs.com
 1-833 TEST CBD



Green Scientific Labs uses its best efforts to deliver high quality results and to verify that the data contained therein are based on sound scientific judgment and levels listed are guidelines only and all data was reported based on standard laboratory procedures and deviations. However Green Scientific Labs makes no warranties or claims to that effect and further shall not be liable for any damage or misrepresentation that may result from the use or misuse of the data contained herein in any way. Further, Green Scientific Labs makes no claims regarding representations of the analyzed sample to the larger batch from which it was taken. Data and information in this report are intended solely for the individual(s) for whom samples were submitted and as part of our strict confidentiality policy, Green Scientific Labs can only discuss results with the original client of record.

CERTIFICATE OF ANALYSIS

ISO/IEC 17025:2017 ACCREDITATION #103104



Order #: 47042
 Order Name: Bad Days TURM
 COA
 Batch#: 1
 Received: 01/30/2020
 Completed: 02/10/2020

Nowave
 350 Buell Rd.
 Rochester NY, 14624
 (585) 308-4200
 sales@nowave.com



Microbial Analysis:

Microbial Analysis GSL SOP 406

Uploaded: 02/07/2020 18:16:15

PCR - Agilent AriaMX

| Test | Test Method Used | Device Used | LOD | Allowable Criteria | Actual Result | Pass/Fail |
|------------------------|------------------|-------------|-------------------|--------------------|-----------------|-----------|
| STEC E.COLI* | USP 61/62† | ARIAMX PCR | 2 COPIES OF DNA | PRESENCE / ABSENT | BELOW LOD | PASS |
| SALMONELLA* | USP 61/62† | ARIAMX PCR | 5 COPIES OF DNA | PRESENCE / ABSENT | BELOW LOD | PASS |
| ASPERGILLUS | USP 61/62† | ARIAMX PCR | ASP_LOD*** | PRESENCE / ABSENT | BELOW LOD | PASS |
| YEAST AND MOLD | USP 61/62† | ARIAMX PCR | 363.05518 CFU/G** | 1,000 | BELOW THRESHOLD | PASS |
| TOTAL AEROBIC BACTERIA | USP 61/62† | ARIAMX PCR | 0.25316 CFU/G** | 10,000 | BELOW THRESHOLD | PASS |
| COLIFORM | USP 61/62† | ARIAMX PCR | 3.41539 CFU/G** | 100 | BELOW THRESHOLD | PASS |
| ENTEROBACTERIACEAE | USP 61/62† | ARIAMX PCR | 0.32951 CFU/G** | 100 | BELOW THRESHOLD | PASS |

† USP 61 (enumeration of bacteria TAC, TYM, and ENT/Coliform), USP 62 (identifying specific species E.coli Aspergillus etc)

* STEC and Salmonella run as Multiplex

** CFU/g Calculation based on Select Category Type Gummy MIP/Extract Flower matrix

*** Flavus = 2 Copies of DNA / Fumigatis = 2 Copies of DNA Niger = 20 Copies of DNA / Terrus = 10 copies of DNA

Dr. Andrew Hall, Ph.D., Chief Scientific Officer

Ben Witten, MS, MT., Lab Director

Green Scientific Labs
 info@greenscientificlabs.com
 1-833 TEST CBD



Green Scientific Labs uses its best efforts to deliver high quality results and to verify that the data contained therein are based on sound scientific judgment and levels listed are guidelines only and all data was reported based on standard laboratory procedures and deviations. However Green Scientific Labs makes no warranties or claims to that effect and further shall not be liable for any damage or misrepresentation that may result from the use or misuse of the data contained herein in any way. Further, Green Scientific Labs makes no claims regarding representations of the analyzed sample to the larger batch from which it was taken. Data and information in this report are intended solely for the individual(s) for whom samples were submitted and as part of our strict confidentiality policy, Green Scientific Labs can only discuss results with the original client of record.

CERTIFICATE OF ANALYSIS

ISO/IEC 17025:2017 ACCREDITATION #103104



Order #: 47042
Order Name: Bad Days TURM
COA
Batch#: 1
Received: 01/30/2020
Completed: 02/10/2020

Nowave
350 Buell Rd.
Rochester NY, 14624
(585) 308-4200
sales@nowave.com



Mycotoxin Analysis:

LC-MS - Shimadzu LCMS-8060
GSL SOP 401

Uploaded: 02/03/2020 10:50:53

| Analyte | Action Lvl (ppb) | Results (ppb) |
|--------------|------------------|---------------|
| AFLATOXIN B1 | 20 | N/D |
| AFLATOXIN B2 | 20 | N/D |
| AFLATOXIN G1 | 20 | N/D |
| AFLATOXIN G2 | 20 | N/D |
| OCHRATOXIN A | 20 | N/D |

LOQ is 4ppb, LOD is 1ppb

Water Activity:

HD-3A Water Activity Meter - GSL SOP 407

Uploaded: 01/31/2020 17:43:30

Water

0.82

Filth and Foreign Materials Analysis:

Microscope - Amscope Simul-Focal Trinocular Stereo Zoom Microscope - GSL SOP 409

Uploaded: 01/31/2020 17:50:53

Pass: No Foreign Materials Detected

Heavy Metals Analysis:

ICP-MS - Shimadzu ICPMS-2030
GSL SOP 403

Uploaded: 01/31/2020 17:07:13

| Metal | Action Level (ppb) | Result (ppb) |
|--------------|--------------------|--------------|
| ARSENIC (AS) | 200 | B/LOQ |
| CADMIUM (CD) | 200 | B/LOQ |
| MERCURY (HG) | 100 | B/LOQ |
| LEAD (PB) | 500 | B/LOQ |

Lower Limit of Quantitation (LOQ) is 75 ppb

Dr. Andrew Hall, Ph.D., Chief Scientific Officer

Ben Witten, MS, MT., Lab Director

Green Scientific Labs
info@greenscientificlabs.com
1-833 TEST CBD



Green Scientific Labs uses its best efforts to deliver high quality results and to verify that the data contained therein are based on sound scientific judgment and levels listed are guidelines only and all data was reported based on standard laboratory procedures and deviations. However Green Scientific Labs makes no warranties or claims to that effect and further shall not be liable for any damage or misrepresentation that may result from the use or misuse of the data contained herein in any way. Further, Green Scientific Labs makes no claims regarding representations of the analyzed sample to the larger batch from which it was taken. Data and information in this report are intended solely for the individual(s) for whom samples were submitted and as part of our strict confidentiality policy, Green Scientific Labs can only discuss results with the original client of record.